

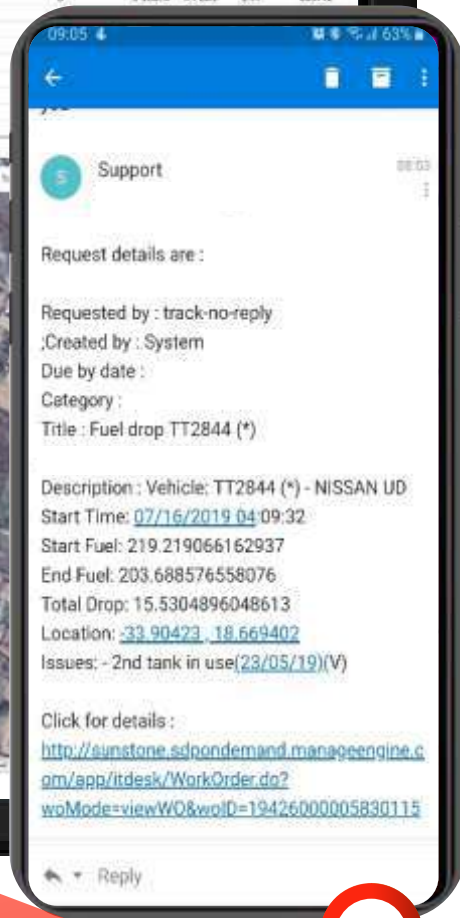


FUEL CONTROL

FUEL MONITORING & OPTIMIZATION

Reduce fuel spend, decrease risk and enable better driver behavior.

Country	Region	Month	# of Trucks	Fuel	Cost	Average Consumption
Ghana	Accra	February	0	783.2	23 499	39
Mozambique	Maputo	February	0	1 343.0	40 324	29
Nigeria	Central	February	3	170.86	476.9	14 133
Tanzania	Dar Es Salaam	February	2	92.72	2 776.6	83 335
Uganda	Kampala	February	0	1 382.1	41 488	3
Zambia	Lusaka	February	0	472.8	14 107	57
Ghana	Accra	March	0	441.5	13 468	36
Mozambique	Maputo	March	0	1 250.0	37 145	52
Nigeria	Central	March	1	111.01	406.3	12 200
Tanzania	Dar Es Salaam	March	0	2 162.3	94 881	244





FUEL CONTROL

Reduce fuel costs
by up to **18%**

Sunstone Logistic Systems has applied advanced mathematical techniques to develop a world first calibration methodology. Taking industry standard accuracy from 98% to >99.2%

The implementation of Sunstone's fuel management system aligned with standard operating procedures, provide a mechanism to reduce fuel spend , decrease risk and enable better driver behaviour.

Business Tools:

- Fuel Consumption Reporting
- Fuel Theft Analysis & Alerts
- Excessive Idling Analysis
- Driver Behavior Reporting
- Co2 Emissions Analysis

Average ROI

4 MONTHS

Why Choose FuelControl?

Precision and repeatability is what sets our product offering apart

Fuel poses a high risk of fraud and theft with many global companies having difficulty recording, predicting or monitoring fuel consumption. FuelControl provides near to perfect data readings that will assist with:

- Reducing / **eliminating fuel thefts**
- **Accurate data & reports** resulting in higher levels of accuracy for budgeting & forecasting
- **Visibility** to identify cost saving opportunities
- **Scalable - sustainable solution**, management process can be implemented across multiple depots / countries

Operational Workflow



Live fuel data from the Fuel Probe is transmitted every 30 seconds to the telemetry device



The device synchronises data to our Cloud Platform where it is indexed and stored



Raw data is automatically analysed and transformed into KPI's and metrics



Sunstone Bureau

Theft & Consumption Analysis

Client reports and alerts



The Sunstone Bureau interface displays a map with a route, a table of data, and various charts and alerts. A hand is holding a smartphone displaying a support ticket with the following details:

- Requested by: iashvireddy
- Created by: System
- Due by date:
- Category:
- Title: Fuel stop: T12344 (1)
- Address: SA, Capatagan
- Description: vehicle: T12344 (1) - NISSAN 20
- Start Time: 22/12/2018 09:30
- Start Fuel: 218.21806462937
- End Fuel: 203.88057658376
- Total Disp: 16.330488045613
- Location: 23.55423 - 12.56642
- Issue: - 2nd tank in use(23/12/18/9)



What Makes Us Different

- Africa Focused
- Agile & Dynamic
- In-house Software Development
- Bespoke Solutions

Hardware:

The Probe

- Reliable & stable
- Multi tank & shape compatibility
- Robust - tested in extreme operating conditions

Extra's

- Fitted with anti-tamper connector seals
- Fuel monitoring awareness stickers applied to tank

Calibration:

Sunstone has applied advanced mathematical techniques to develop world first calibration methodologies. This process usually takes up to 4 hours to ensure the highest levels of accuracy.

Taking industry standard accuracy from 98 to **>99.2%**

In real terms:


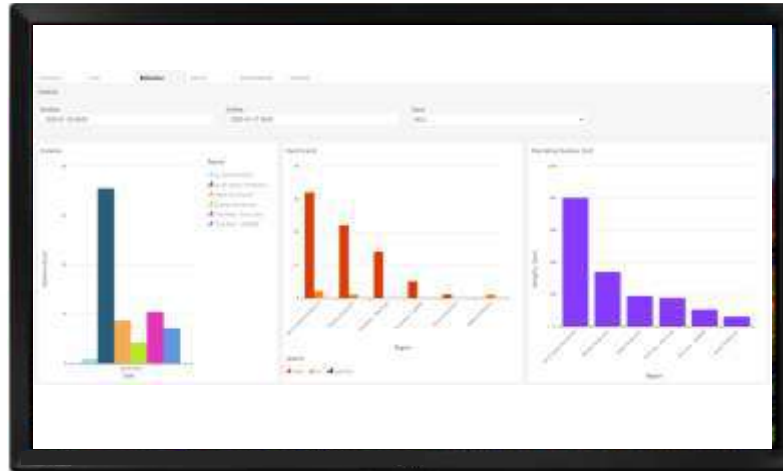
1 000ℓ tank (1.2%) = 12ℓ

Extrapolated across a fleet of 1 000 vehicles with 1 refill/week = 48 000ℓ variance per month.

Approximate value in ZAR = R704 160

(R14.67/ℓ - AA Inland Diesel Rate) - JAN 2020

Interactive Dashboards



**It takes a 1 TREE +/-
40 years to absorb
1 metric ton of CO₂**

Sunstone Bureau:

The success of Sunstone's fuel management solution is due to the active services and customer engagement offered by the bureau.

The bureau is manned by a highly qualified team of engineers and data analysts, who work with the customer, providing insight, incident investigation analysis and driver behavior intelligence.

Services Offered:

- Collaboration and training with fleet manager
- Driver behaviour and scorecards
 - Safety: over speeding, harsh braking
 - Efficiency: excessive idling
 - Trip analysis: Planned vs budgeted fuel consumption/route
- Fuel fill analysis: bowser dispensed vs probe
- Fuel theft analysis: all fuel thefts whether large, small or irregular are investigated individually. (This verification process minimizes the occurrence of unwarranted disciplinary action against the driver).
- Standard reporting is provided (daily/weekly/monthly)
- Customized reporting services are also available.

Co2 Reduction Results:

- Co2 Reductions of < 21,6 % recorded in 1 month
- Sunstone can provide accurate / auditable reporting, this means: substantial **Tax savings** for our clients.